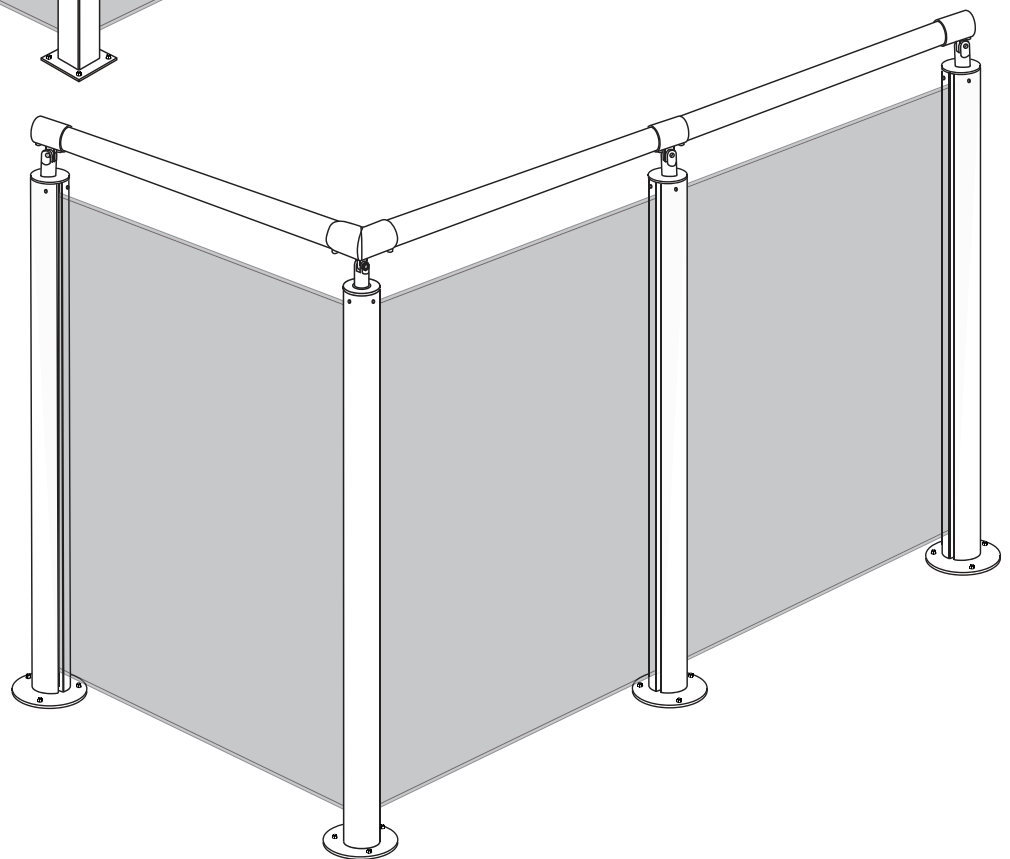
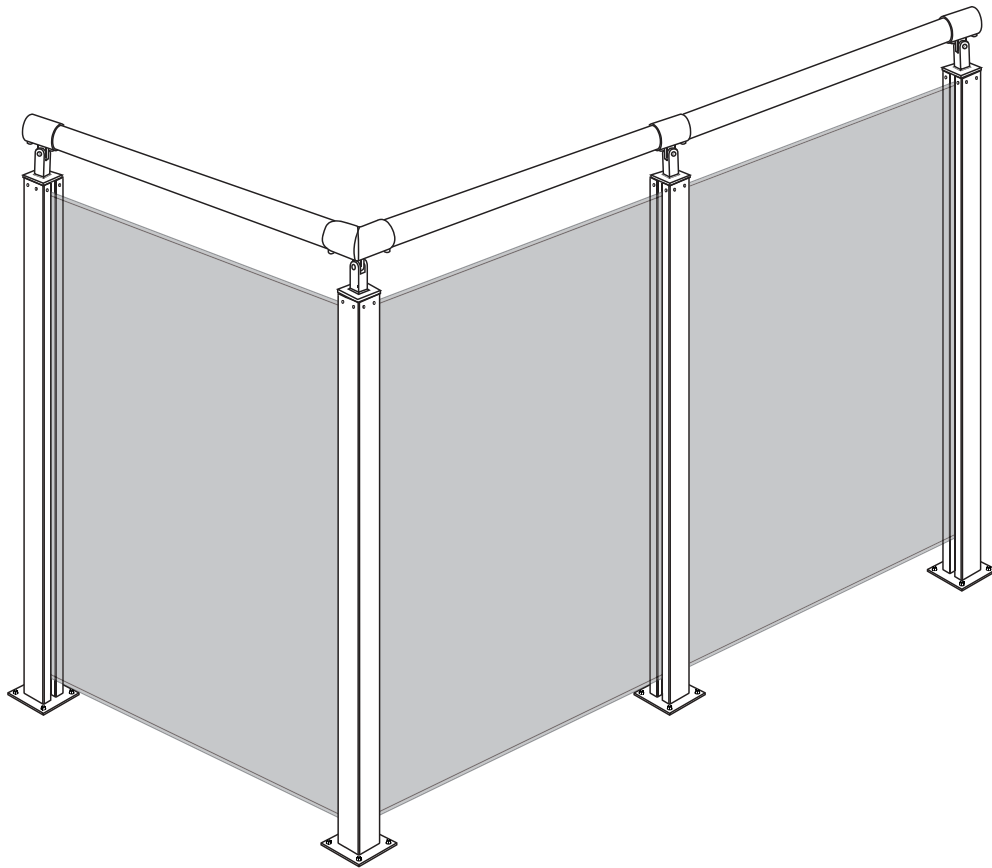




Willab Garden®

Glass Fence
Glas Racke






8 mm Laminated Glass
1000 x 905 mm
8mm Laminerat Glas
100 x 90,5 cm
741070 / 741040
741079 / 741049



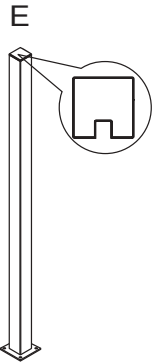
8 mm Laminated Glass
900 x 905mm
8 mm Laminerat Glas
90 x 90,5 cm
741970 / 741940
741979 / 741949



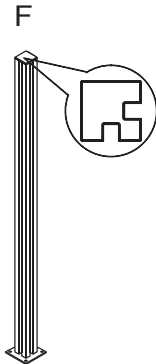
8 mm Laminated Glass
800 x 905 mm
8mm Laminerat Glas
80 x 90,5 cm
741870 / 741840
741879 / 741849



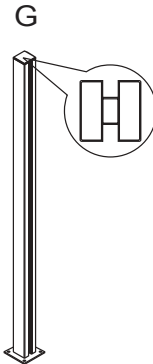
8 mm Laminated Glass
700 x 905 mm
8mm Laminerat Glas
70 x 90,5 cm
741770 / 741740
741779 / 741749



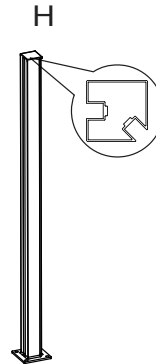
Alu. End Pole
50 x 50 x 990 mm
Kantstolpe
50 x 50 x 990 mm
742071 / 742041



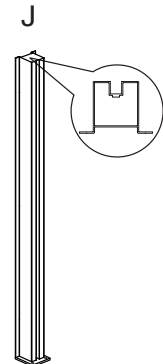
Alu. Corner Pole
50 x 50 x 990 mm
Hörnstolpe
50 x 50 x 990 mm
742073 / 742043



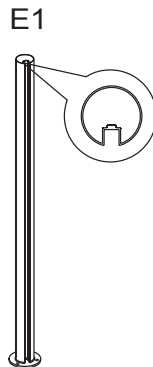
Alu. Middle Pole
50 x 50 x 990 mm
Mittstolpe
50 x 50 x 990 mm
742072 / 742042




Alu. 45 Degree Pole
50 x 50 x 990 mm
45 Graders Stolpe
50 x 50 x 990 mm
742075 / 742045




Alu. Wall Mount Pole
50 x 80 x 990 mm
Stolpe För Väganslutning
50 x 80 x 990 mm
742074 / 742044




Alu. End Pole
50 x 50 x 990 mm
Kantstolpe
50 x 50 x 990 mm
744071 / 744041



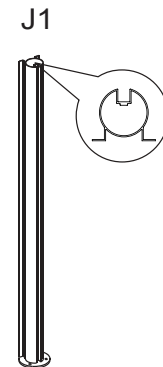
Alu. Corner Pole
50 x 50 x 990 mm
Hörnstolpe
50 x 50 x 990 mm
744073 / 744043



Alu. Middle Pole
50 x 50 x 990 mm
Mittstolpe
50 x 50 x 990 mm
744072 / 744042



Alu. 45 Degree Pole
50 x 50 x 990 mm
45 Graders Stolpe
50 x 50 x 990 mm
744075 / 744045



Alu. Wall Mount Pole
50 x 80 x 990 mm
Stolpe För Väganslutning
50 x 80 x 990 mm
744074 / 744044

K

M4 x 10 mm
M4 Nut
M4 x 10 mm
M4 Bolt

L

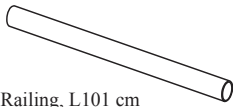
ST4 x 35 mm

M

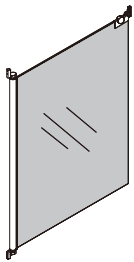
Ø4.2 mm

N

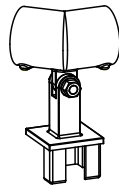
Wrench
Nyckel



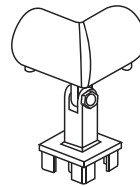
Railing, L101 cm
Räcke Längd 101 cm
743071 / 743041 / 743081



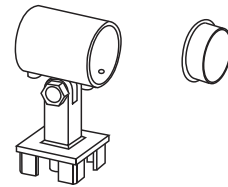
8mm Laminated Glass Door With Lock
900 x 905 mm
8mm Laminerad Glasdörr Med Lås
90 x 90,5 cm
741140 / 741170
741149 / 741179



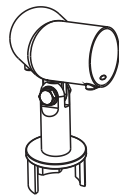
Aluminium 45 Degree Connector
Aluminiumräckeshållare 45 Graders
743077 / 743047



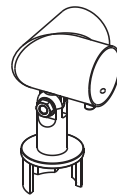
Aluminium Corner Connector
Aluminiumräckeshållare Hörn
743076 / 743046



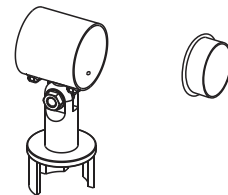
Aluminium Middle Connector & Pole Cover
Aluminiumräckeshållare Mitt Med Täcklock
743075 / 743045



Aluminium 45 Degree Connector
Aluminiumräckeshållare 45 Graders
745077 / 745047

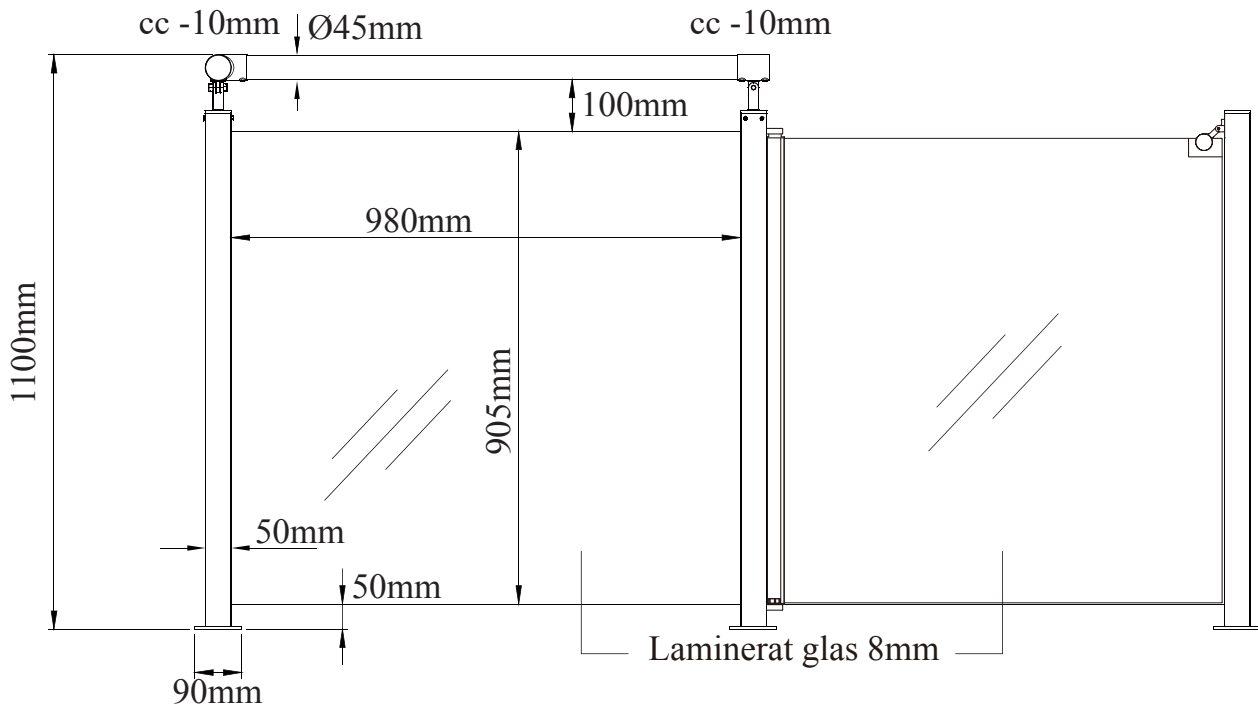


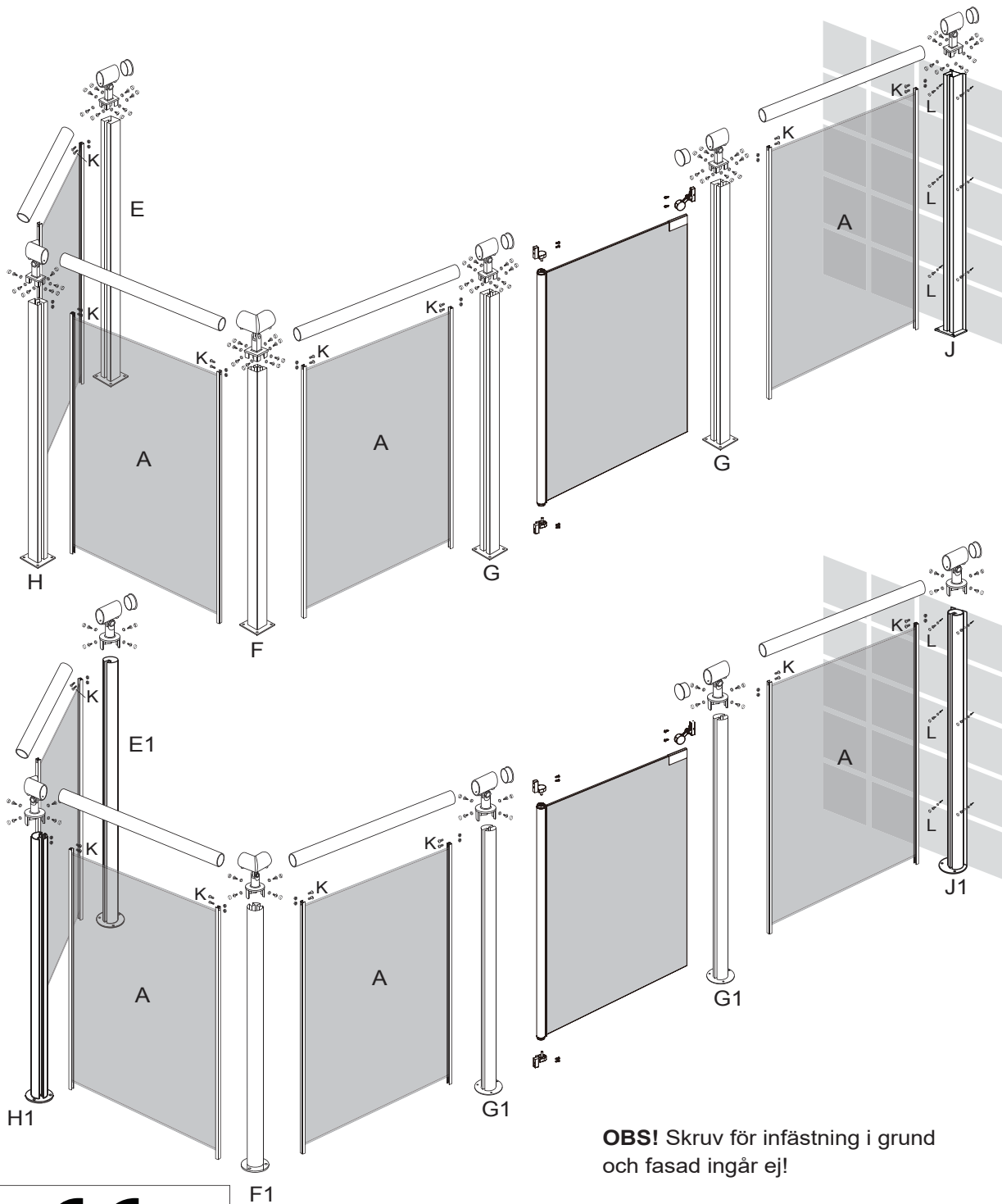
Aluminium Corner Connector
Aluminiumräckeshållare Hörn
745076 / 745046



Aluminium Middle Connector & Pole Cover
Aluminiumräckeshållare Mitt Med Täcklock
745075 / 745045

- Glasräckets överliggare ska kapas cc -10mm från stolpen.
- Glas fence railing shall be cut cc -10mm from the pole.





OBS! Skruv för infästning i grund och fasad ingår ej!

| | |
|--|------------------|
| CE | |
| <small>GUANGZHOU HUAFENG SAFETY GLASS CO., LTD NO. 68, BIG BRIDGE STREET, XILANG, LIWAN DISTRICT, GUANGZHOU P.R. CHINA</small> | |
| 14 | |
| <small>EN 14449 Laminated glass, intended to be used in buildings and shower enclosure</small> | |
| Characteristics | |
| Resistance to fire | : NPD |
| Reaction to fire | : A1 |
| External fire performance | : NPD |
| Bullet resistance | : NPD |
| Explosion resistance | : NPD |
| Burglar resistance | : NPD |
| Pendulum body impact resistance | : EN 12600 1(B)1 |
| Resistance against sudden temperature changes and temperature differentials | : NPD |
| Wind, snow, permanent and imposed load resistance | : NPD |
| Direct airborne sound insulation | : NPD |
| Thermal properties | : NPD |
| Radiation properties<1> | : NPD |
| - Light transmission and reflection | |
| - Solar energy characteristics | |
| Declaration of Performance No. | : 001-CPR-201406 |

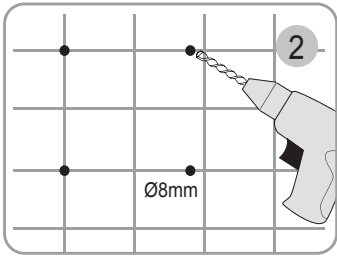
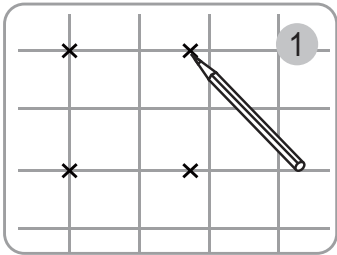



Safety warning :

1. Glass fence are designed for outdoor use.
2. Glass fence should 100% securely fastened to the ground.
3. Glass fence are designed and used on ground floor. It should NOT be used where the ground is not level around.

Säkerhetsvarning :

1. Glasracket är endast för utomhusbruk.
2. Glasracket skall alltid fästas ordentligt i marken/golvet.
3. Glasracket är designat för att användas på marknivå. Det skall inte och får inte användas där marken inte är jämn.



OBS! Skruv för infästning i grund och fasad ingår ej!

